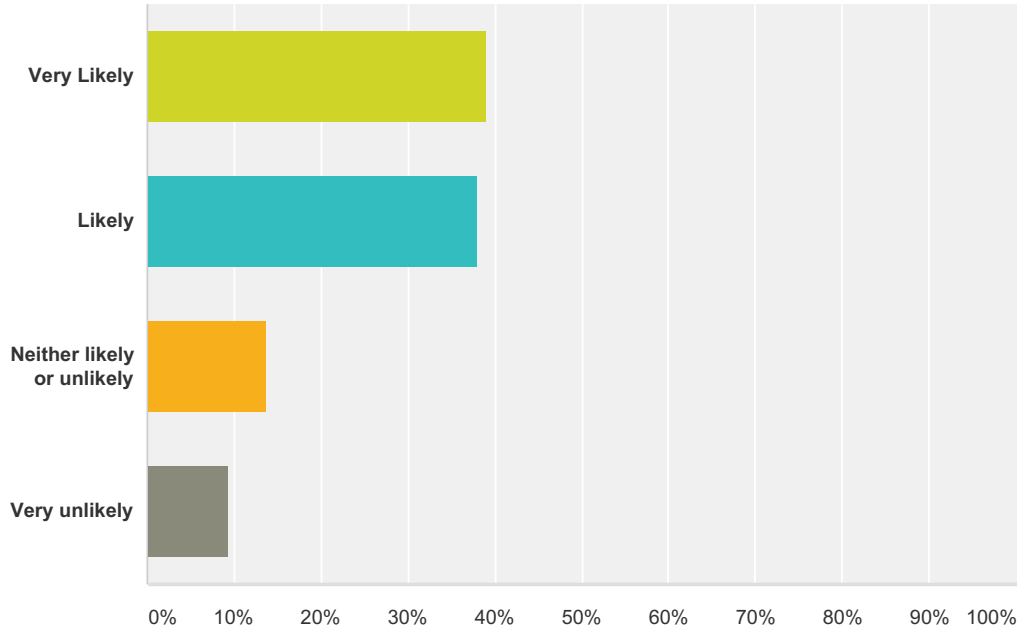


Q1 Thinking of your last experience of the practice, how likely are you to recommend the practice to your "friends or family" if they were able to register with us?

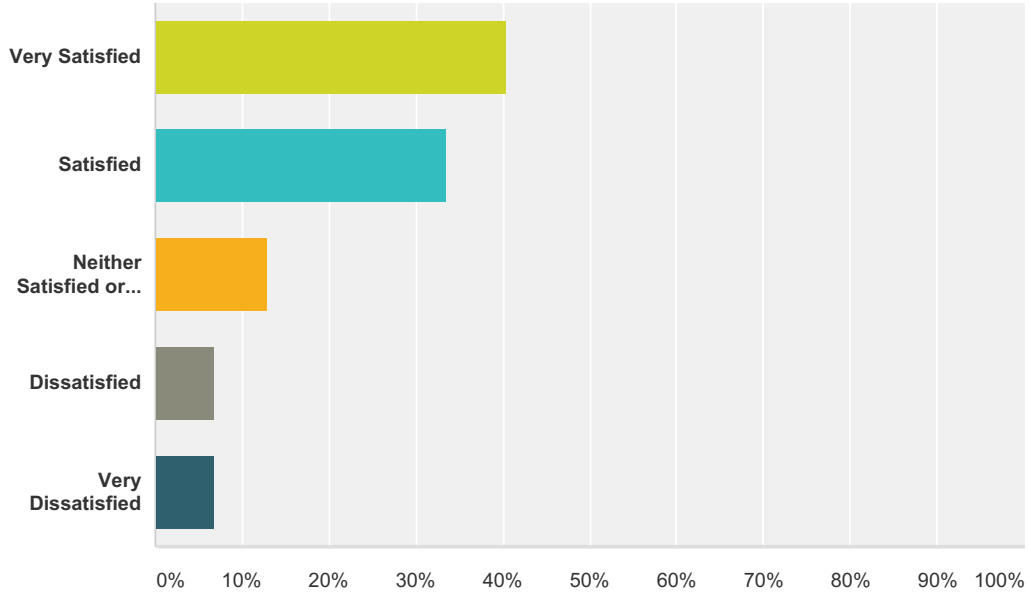
Answered: 95 Skipped: 6



Answer Choices	Responses	
Very Likely	38.95%	37
Likely	37.89%	36
Neither likely or unlikely	13.68%	13
Very unlikely	9.47%	9
Total		95

Q2 Thinking about your last experience of the practice, how satisfied were you with the service you recieved?

Answered: 101 Skipped: 0

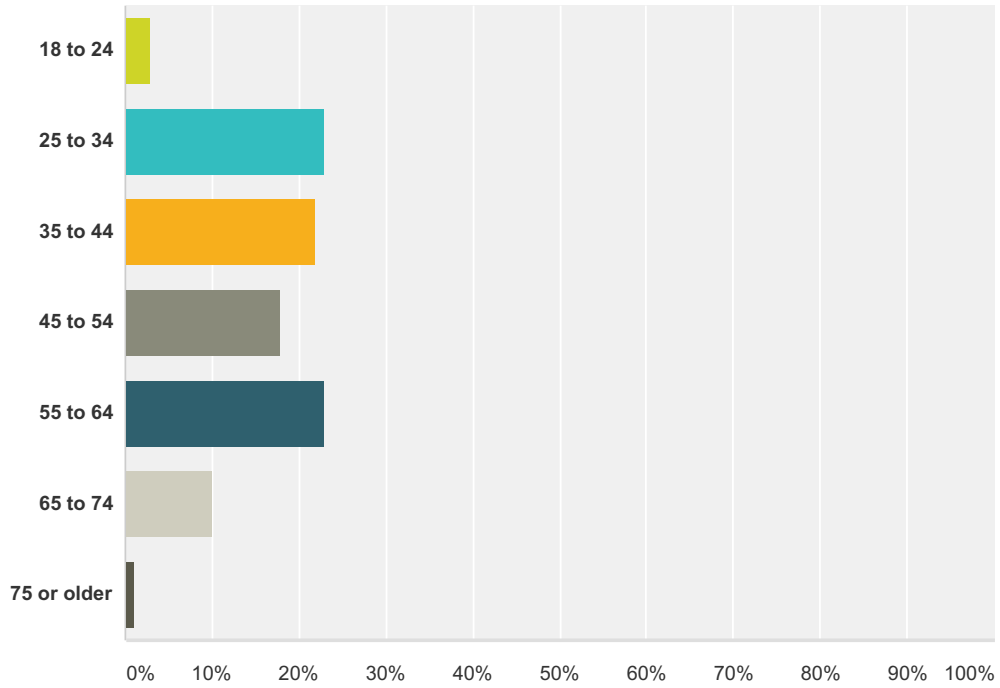


Answer Choices	Responses
Very Satisfied	40.59% 41
Satisfied	33.66% 34
Neither Satisfied or dissatisfied	12.87% 13
Dissatisfied	6.93% 7
Very Dissatisfied	6.93% 7
Total Respondents: 101	

Patient Survey 2014 HELLESDON MEDICAL

Q3

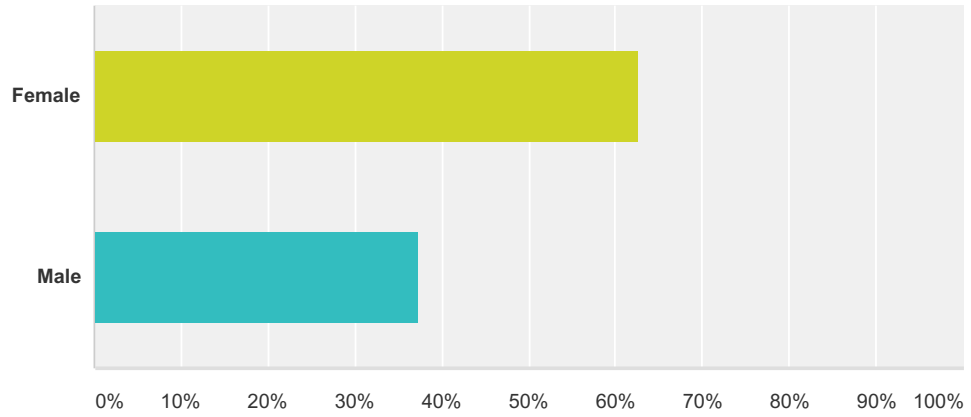
Answered: 100 Skipped: 1



Answer Choices	Responses
18 to 24	3.00% 3
25 to 34	23.00% 23
35 to 44	22.00% 22
45 to 54	18.00% 18
55 to 64	23.00% 23
65 to 74	10.00% 10
75 or older	1.00% 1
Total	100

Q4 What is your gender?

Answered: 99 Skipped: 2



Answer Choices	Responses
Female	62.63% 62
Male	37.37% 37
Total	99